



# pediatric logbook

# Personal Information

Name:.....

Level:.....

Number:.....

Mobile :.....

Email:.....

# Instructions for the use of logbook

## Aim of the logbook

- The purpose of the logbook is to provide one source of evidence that you attained the desired level of competency.
- It is the place where you are going to document experiences and skills you attained during your training. The logbook is divided into several sections.
- These instructions will help you complete these sections correctly.

## Personal Information

- Please fill in all your personnel information on the following page.

## DIVISIONS:

- 1st part: History taking and examination skills, 10 cases at least are required. .
- 2nd part: personal skills
- 3rd part: procedures

# IMPORTANT Note:

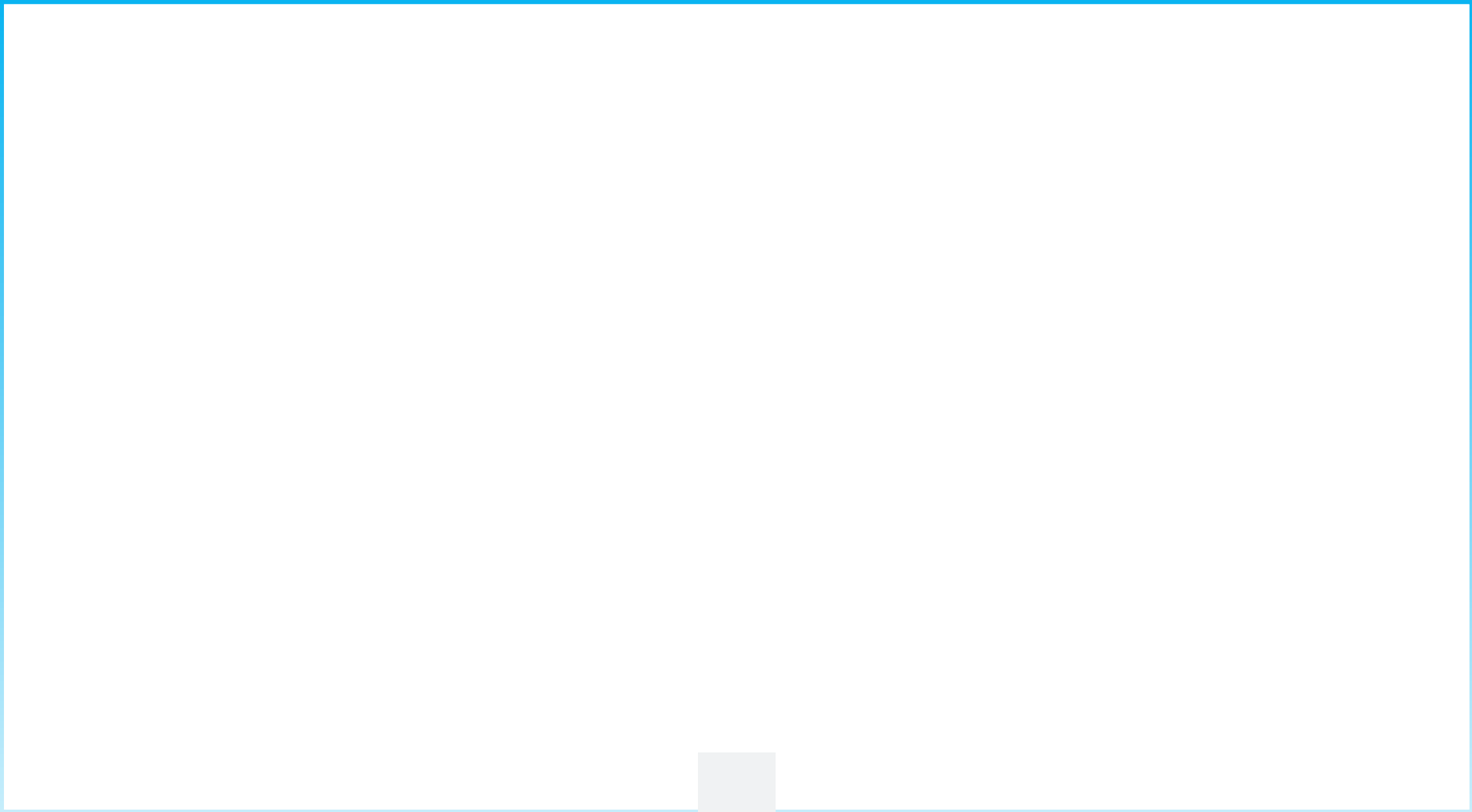
It is your responsibility to maintain accurate and complete log book and to regularly update your records. Shall you meet any difficulty; you must contact the head department for clarification.



# 1

## 1st part: History Taking

(10 cases)























# 2

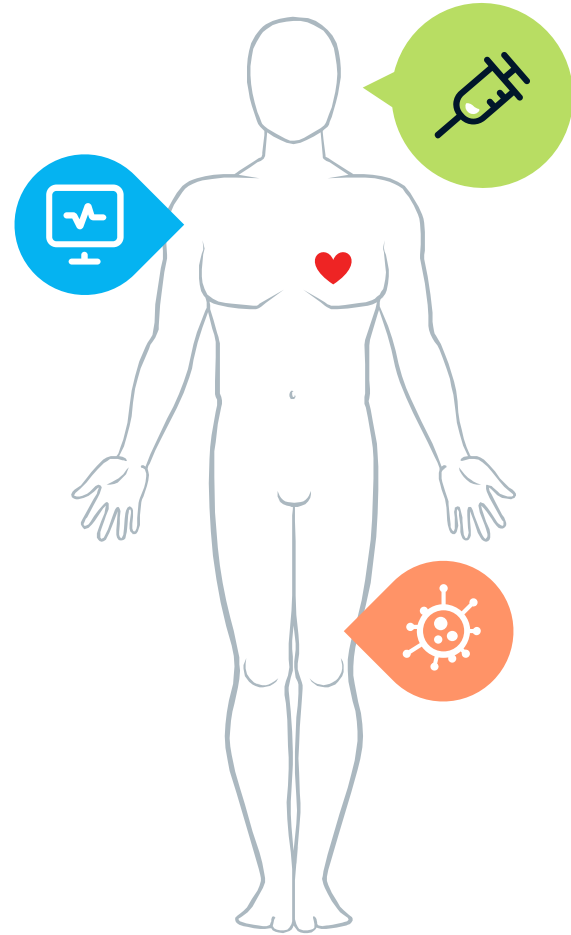
## Second part personal skills



# Participation in seminar presentation:

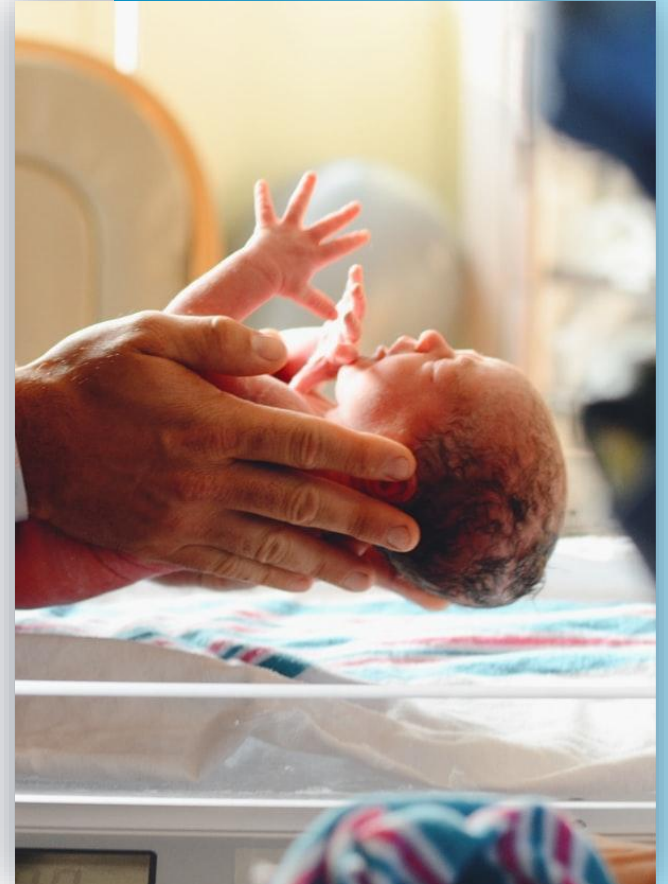
**One participation at least:**

- 1.
- 2.



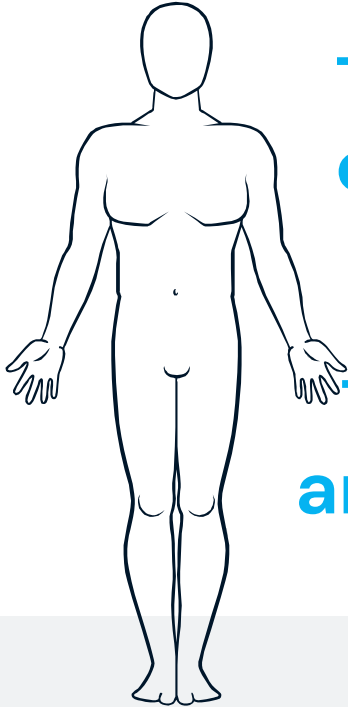
# Represent a case history :2 cases at least

- 1.
- 2.
- 3.
- 4.
- 5.



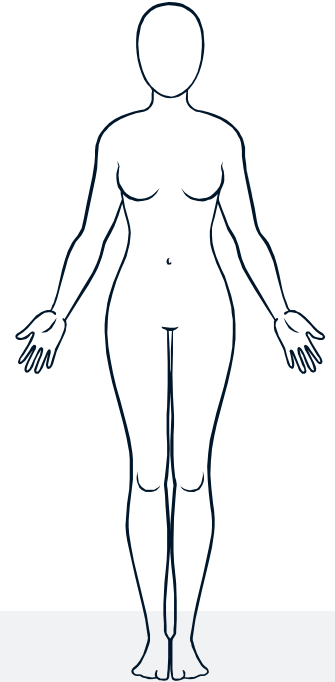
# 3

## 3rd part: procedures



**The trainee should attain full competency in independent performance of these procedures**

**The trainees should observe and assist in these procedures**



Patient's name	Level of participation			Supervisor's signature
	Observant	Assistant	Independent	
<b>Taking blood from a child&amp; Venous cannulation Demand No 4</b>				
<b>calculate IV fluids Demand No 2</b>				
<b>Blood &amp; blood products administration Demand No 2</b>				

Patient's name	Level of participation			Supervisor's signature
	Observant	Assistant	Independent	
Insertion nasogastric tube Demand No 2				
Lumbar puncture Demand No 2				
Ventolin nebulizer				

<b>Patient's name</b>	<b>Level of participation</b>			Supervisor's signature
	Observant	Assistant	Independent	

<b>Observe exchange Transfusion</b>				

<b>Peak flow measurement</b>				



good luck



كلية نابتة

NAPTA COLLEGE